

# **Specific parts for Carter AS Carburetor**

## CARTER CARBURETOR TYPE AS

These part is easy to lose when disassembling a carburetor.  
There are repair kits (*sold expensively with a large number of useless spare parts*) but no one sells this part.  
It is specific to the Carter AC carburetor used on Studebakers from 1959 to 1964.

Part reference Carter 63-209 or reference Studebaker 15458597 = **Retainer metering rod**


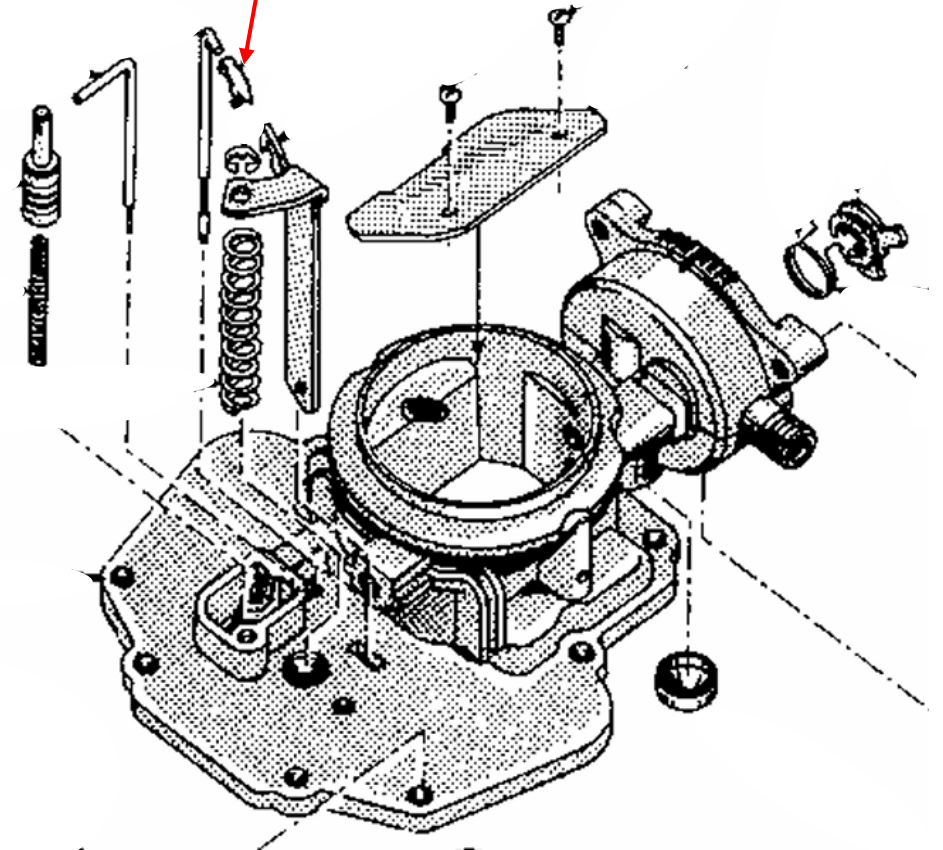


FIGURE 25 — Installing Metering Rod



## CARTER CARBURETOR TYPE AS

These part is easy to lose when disassembling a carburetor.

There are repair kits (*sold expensively with a large number of useless spare parts*) but no one sells this part.

It is specific to the Carter AC carburetor used on Studebakers from 1959 to 1960.

Using tool J-1306 remove pump discharge check ball retainer. Invert the bowl and let the discharge check ball drop out.

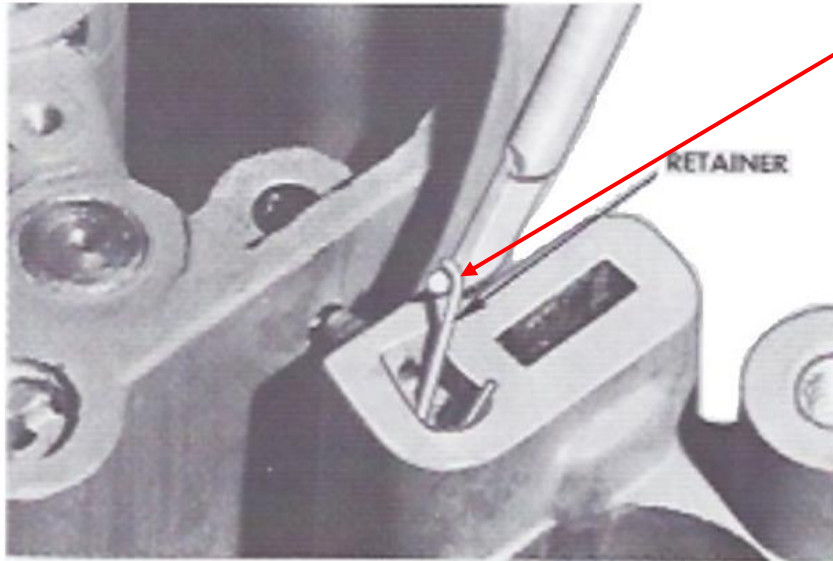
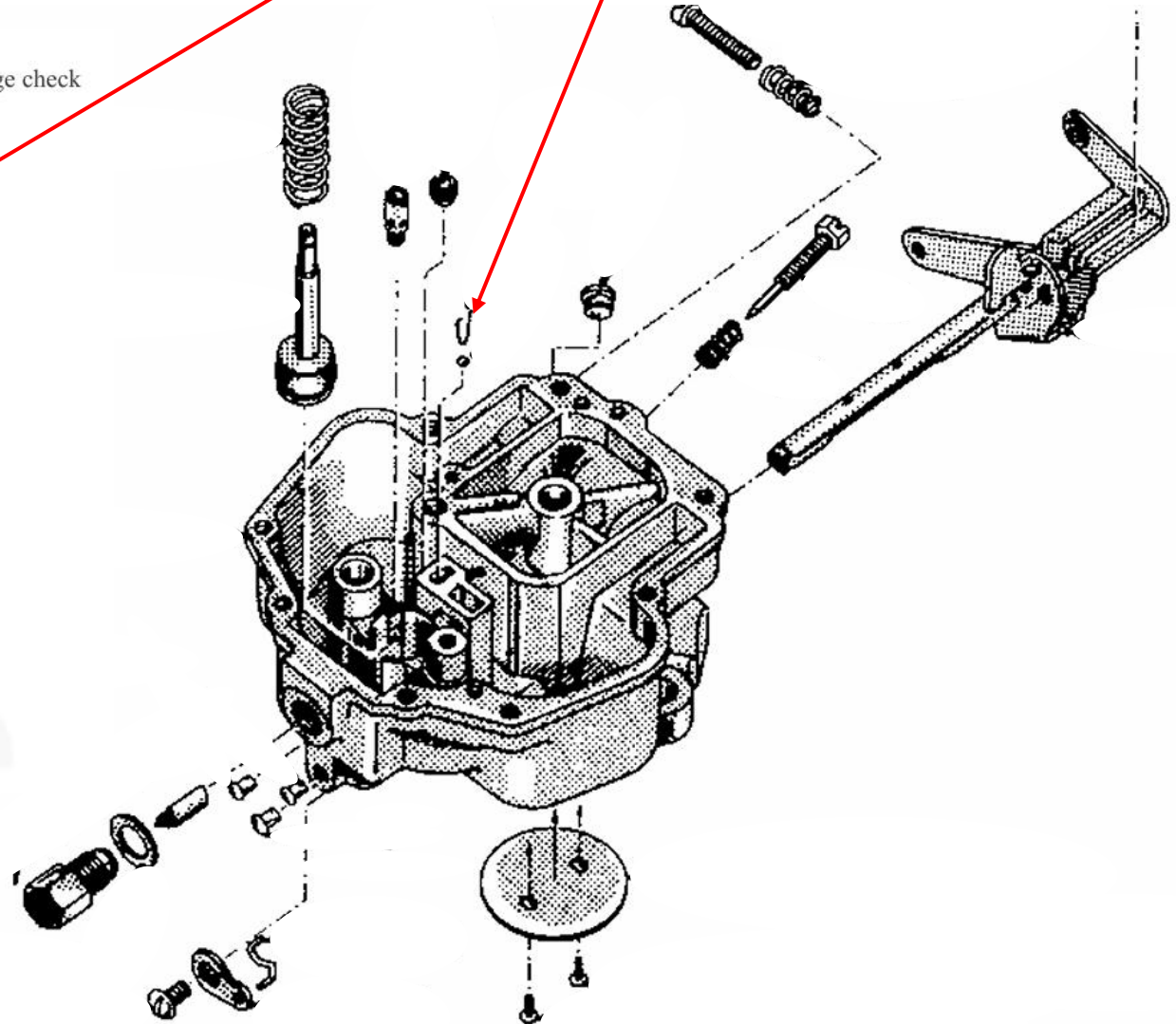


FIGURE 20 — Pump Discharge Ball Retainer

Part reference Carter 63-213 or reference Studebaker 1548598 = **Pump Discharge Ball Retainer**



## CARTER CARBURETOR TYPE AS

These part is easy to lose when disassembling a carburetor.  
There are repair kits (*sold expensively with a large number of useless spare parts*) but no one sells this part.  
It is specific to the Carter AC carburetor used on Studebakers from 1961 to 1964.



Part reference Carter 17-124, reference Studebaker 1551153 = **Needle pump discharge**

